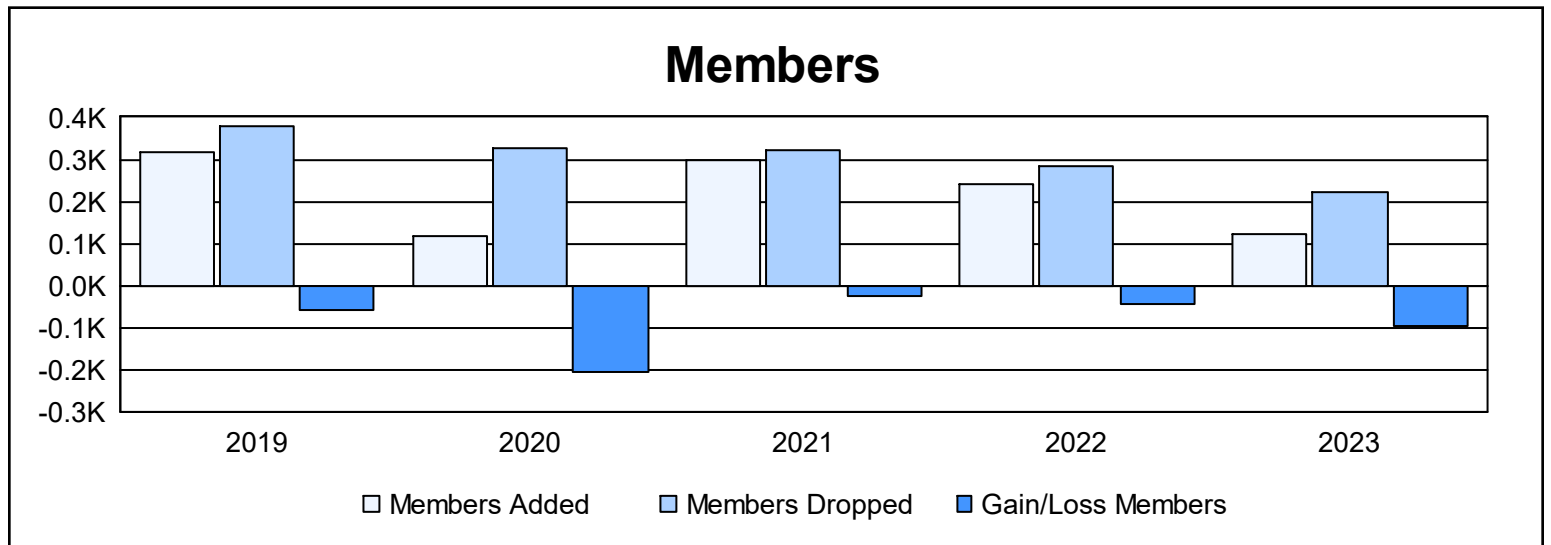
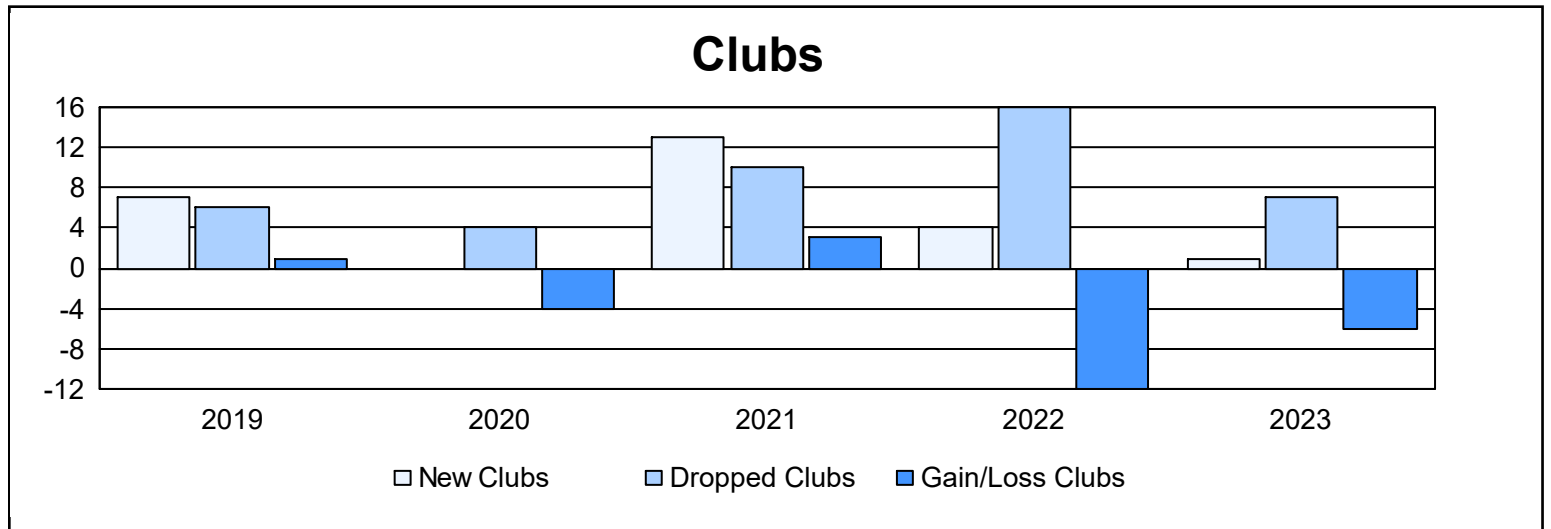
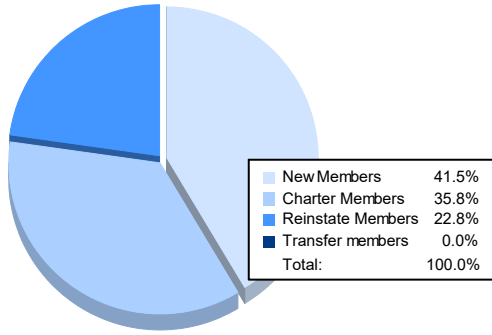


| Year | New Clubs | Dropped Clubs | Gain/ Loss Clubs | New Members | Charter Members | Reinstate Members | Transfer Members | Total Member Added | Total Members Dropped | Gain/ Loss Members |
|----------------|-----------|---------------|------------------|-------------|-----------------|-------------------|------------------|--------------------|-----------------------|--------------------|
| 2018-2019 | 7 | 6 | 1 | 147 | 156 | 14 | 1 | 318 | 378 | -60 |
| 2019-2020 | 0 | 4 | -4 | 65 | 20 | 28 | 6 | 119 | 327 | -208 |
| 2020-2021 | 13 | 10 | 3 | 122 | 148 | 25 | 3 | 298 | 323 | -25 |
| 2021-2022 | 4 | 16 | -12 | 109 | 114 | 17 | 0 | 240 | 284 | -44 |
| 2022-2023 | 1 | 7 | -6 | 51 | 44 | 28 | 0 | 123 | 220 | -97 |
| Average | 5 | 9 | -4 | 99 | 96 | 22 | 2 | 220 | 306 | -87 |



Membership Composition June 2023 Cumulative



Gender Composition June 2023 Cumulative

